

# WHATS WRONG WITH THIS PICTURE?

BY  
DIANA SHELKOV  
CHT



**ATTENTION!**

These are not real situations

**ATTENTION!**

All of these pictures have been  
staged for this project



# What is wrong with this picture?

No visible ID showing name and job position

Why is this wrong?

Patient has the right to know who is taking care of them


Be proud of who you are and what you do





This is where I work. There are 60 stations running simultaneously. It is a very large unit. I work for the largest hospital based unit in the nation. Identification is hugely important at our dialysis clinic.







# What is wrong with this picture?

No glove being used

Why is this wrong?

Cross contamination





# What is wrong with this picture?

Dialyzer is inverted

Why is this wrong?

Causes dialyzer to run counter current






# What is wrong with this picture?

Patient face is covered

Why is this wrong?

To properly monitor, a visual is needed of the patient face to notice any changes in their condition





# What is wrong with this picture?


Blood tubing on machine

Why is this wrong?

Blood tubes do not belong on the machine  
because the heat the machine generates  
can alter the results of the lab values

The heat raises potassium levels in specimen  
Cross contamination








# What is wrong with this picture?

White clamp on saline line is open

Why is this wrong?

Double clamping helps protect error





# What is wrong with this picture?

Exit hoses reversed

Why is this wrong?

Totally negative dialysis flow





# What is wrong with this picture?

No gloves are to be used while using the computer

Why is this wrong?

Cross contamination

Work station on wheels is considered clean in our unit





# What is wrong with this picture?

Using electronics while administering  
patient care

Why is this wrong?

No comment here!







# What is wrong with this picture?

Eating during dialysis treatment is not recommended

Why is this wrong?

Eating is not appropriate during dialysis because blood goes to the GI tract

Weight gain can not be documented accurately





What is wrong with this picture?

Needle hanging out of sharps container

Why is this wrong?

Hazardous work conditions





# What is wrong with this picture?

1. Blood pressure cuff on access arm
2. Spare supplies on blood pump

Why is this wrong?

Restricts blood flow and can damage access

No supplies should be kept on blood pump





# What is wrong with this picture?

Lines running across patient

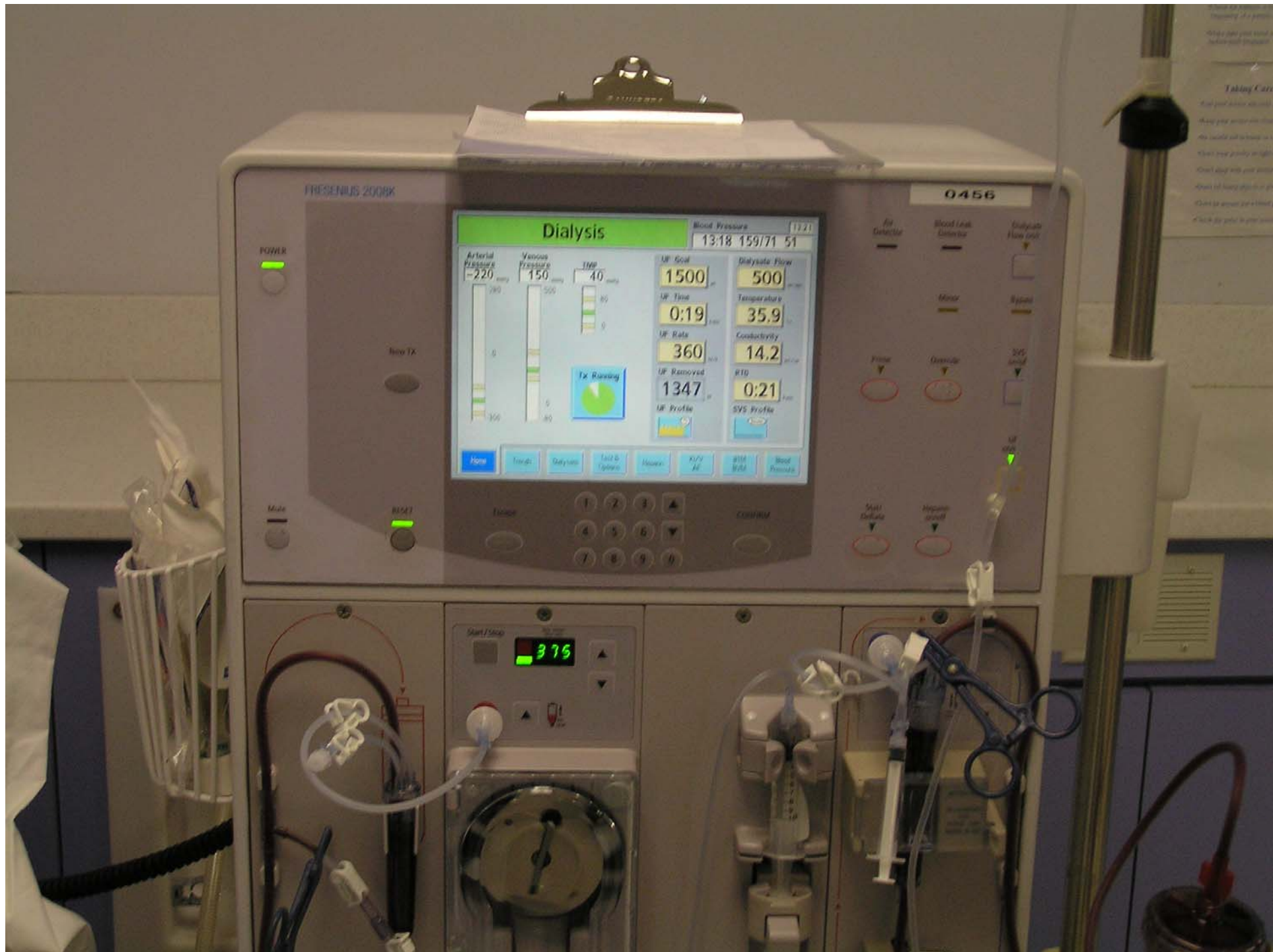
Why is this wrong?

Greater chance of lines being tangled or pulled

Machine should always be on same side as access if possible

Self care excluded







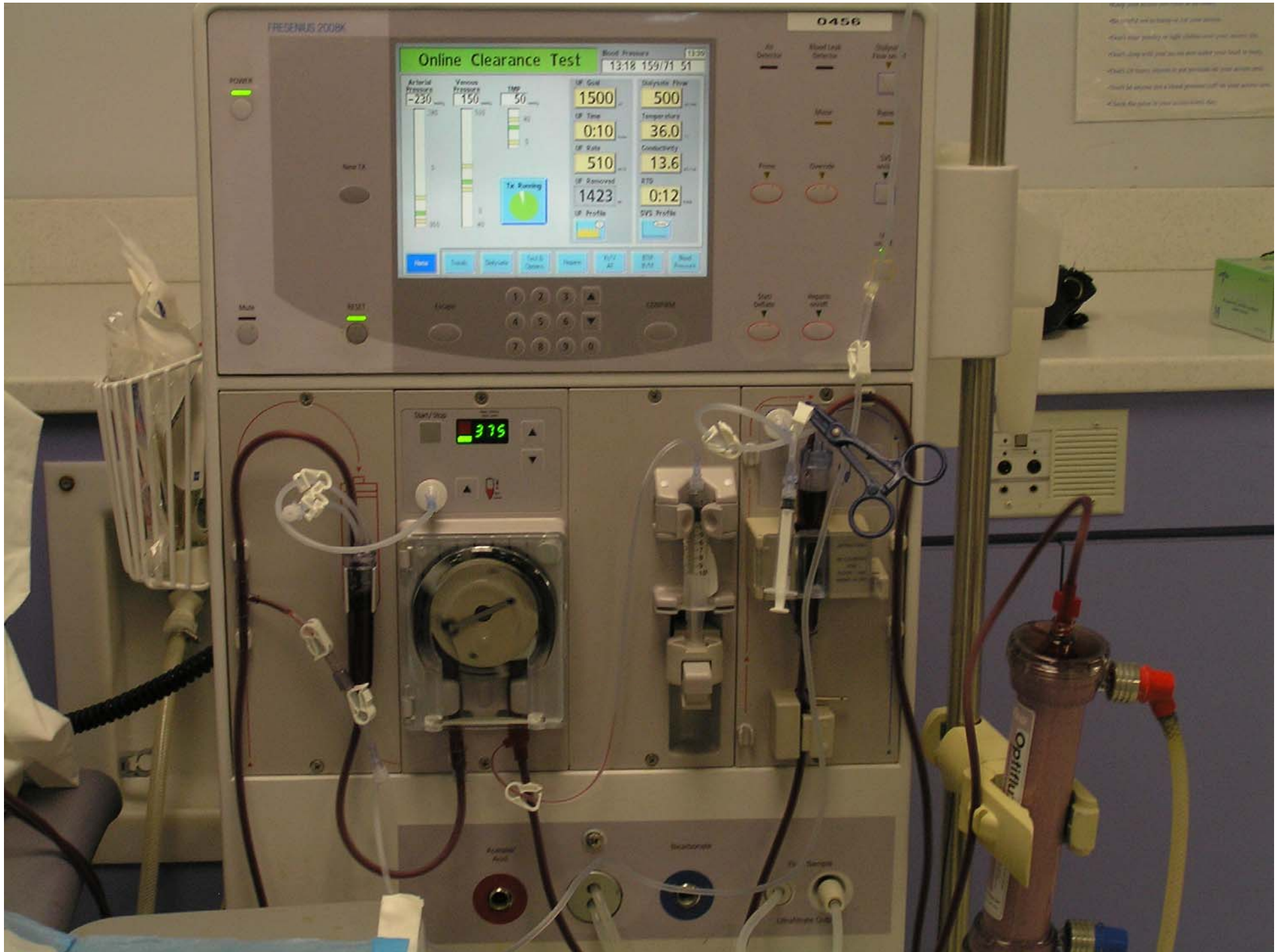
# What is wrong with this picture?

Clipboard on top of machine

Why is this wrong?

Cross contamination





# What is wrong with this picture?

No blue clamp on saline line

Why is this wrong?

Double clamping helps protect error





# What is wrong with this picture?

Holding two sites at once

Why is this wrong?

Cuts off flow to access

Can permanently damage access






# What is wrong with this picture?

Foot on machine

Why is this wrong?

Cross contamination







# What is wrong with this picture?

Blood line not inside blood sensor

Why is this wrong?

Blood sensor is important, it is the last checkpoint for air in the extracorporeal circuit

Must be engaged for patient safety





# What is wrong with this picture?

No gloves worn

Why is this wrong?

Cross contamination





Online Clearance Test

UF Rate	150	40
UF Volume	1500	500
UF Time	0:09	36.0
UF Rate	510	13.6
UF Volume	1430	0:11
UF Rate		
UF Volume		

Taking Care of Your Access

Taking Care of Your Access

ESRD PATIENTS TAKE CARE OF YOUR ACCESS

# What is wrong with this picture?

Patient chart information visible

Why is this wrong?

HIPPA regulations





# What is wrong with this picture?

No blood pressure cuff worn

Why is this wrong?

Blood pressure cuff should be worn at all times during dialysis treatment in case of emergency, cuff is easily located and activated







# What is wrong with this picture?

After washing hands, I turned the water off and then dried my hands

Why is this wrong?

Cross contamination of clean hands to dirty faucet handles





# What is wrong with this picture?

No glove worn

Why is this wrong?

Cross contamination of patient hands to everything else he is going to touch in our unit... scale, counter, guide rail... and then goes outside to the community





# What is wrong with this picture?

Treatment chair wheels are not locked

Why is this wrong?

Dangerous work conditions and patient safety





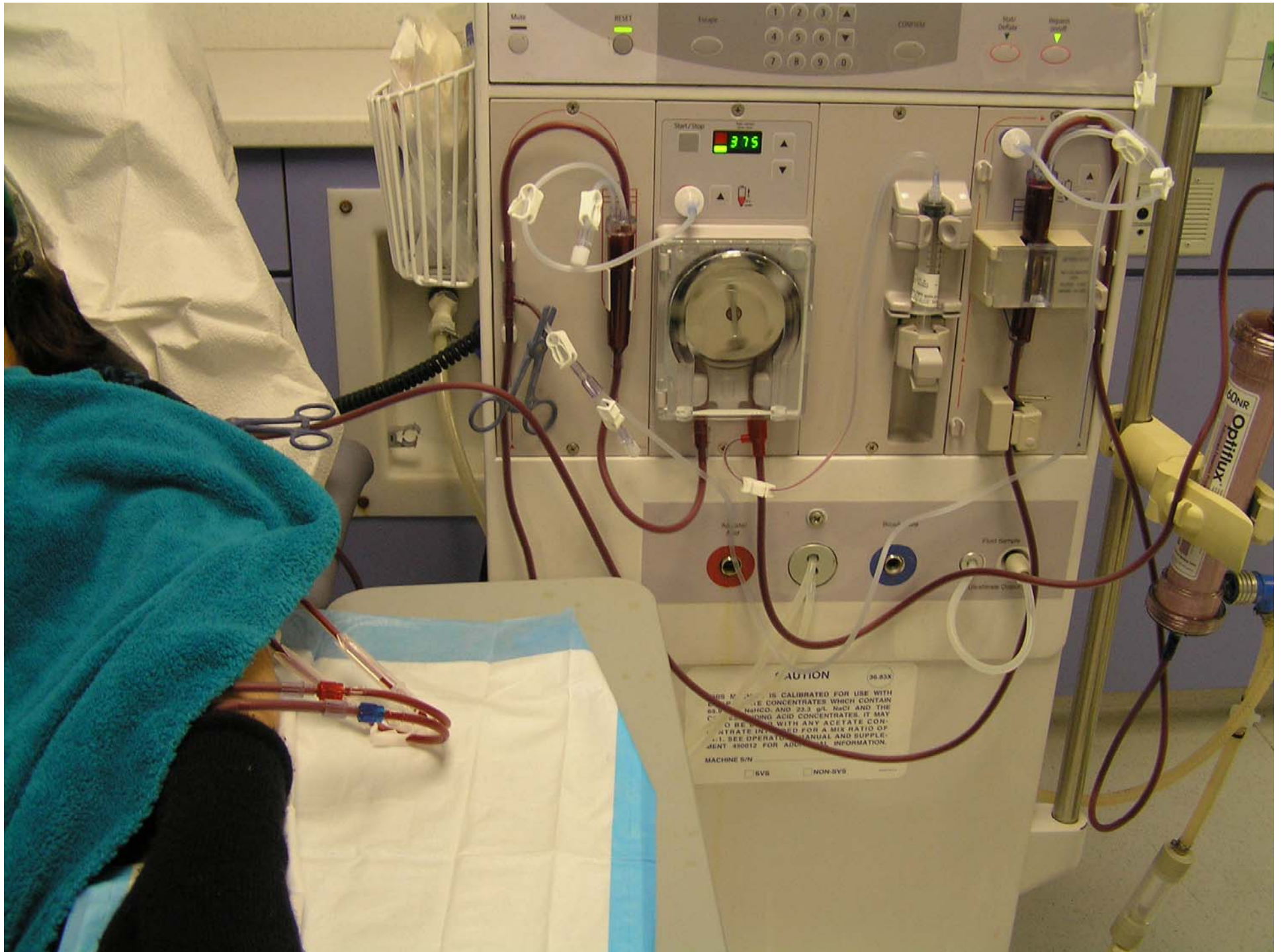
# What is wrong with this picture?

Acid jug on floor

Why is this wrong?

Cross contamination







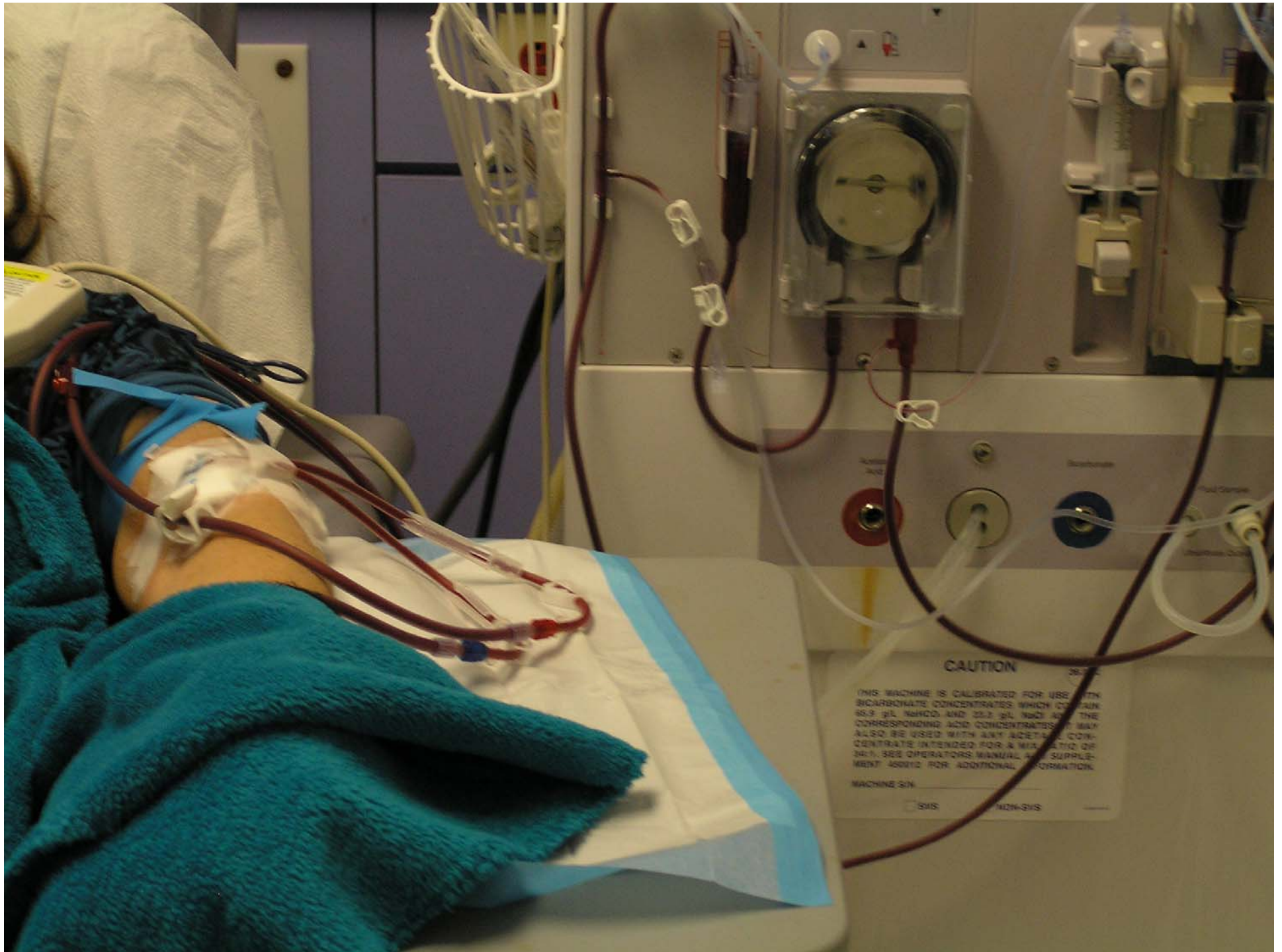
# What is wrong with this picture?

Access arm covered

Why is this wrong?

Access should always be visible to the staff





# What is wrong with this picture?

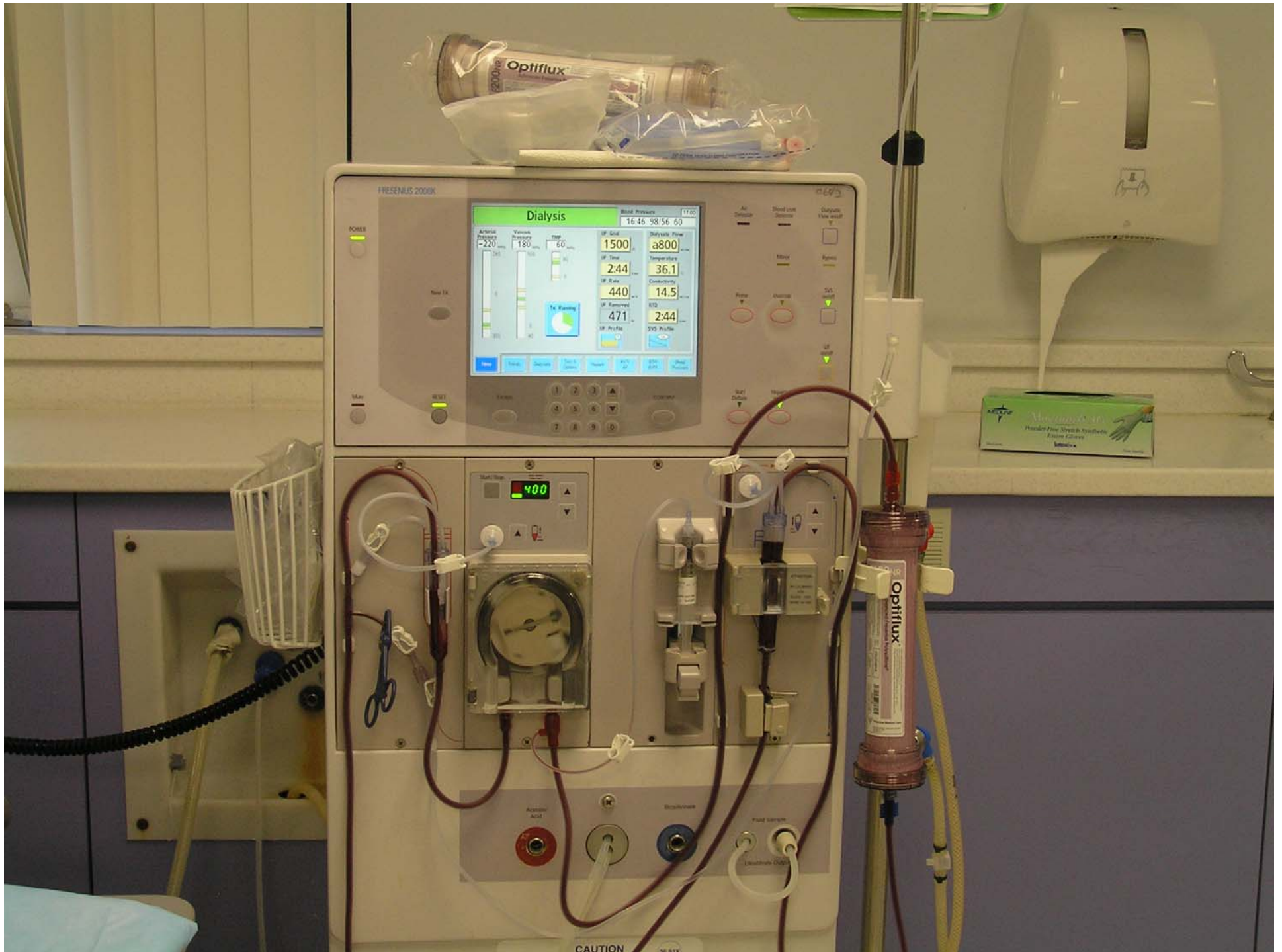
1. Tourniquet on access arm
2. Double clamp not on saline line

Why is this wrong?

Restricts blood flow

Double clamp saline line for patient safety





What is wrong with this picture?

Next patient setup on top of machine

Why is this wrong?

Cross contamination





# What is wrong with this picture?

Weighing with heavy boots on

Why is this wrong?

Shoes should be removed prior to weighing in or out to record proper weight

Remember to use caution for patient safety







# What is wrong with this picture?

1. 3K jug on floor
2. Acid jug on machine during treatment

Why is this wrong?

Cross contamination

Possibility of error as to which jug to use



### Taking Care of Your Access

- Make sure to wash your access with an antibacterial soap each day, and always before dialysis.
- Do not scratch your skin or pick scab.



- Check for redness, a feeling of excess warmth or the beginning of a pimple on any area of your access.
- Make sure your nurse or technician checks your access before each treatment.

### Taking Care of Your Access

- Use your access site only for dialysis.
- Keep your access site clean at all times.
- Be careful not to bump or cut your access.
- Do not wear jewelry or tight clothes over your access site.
- Don't sleep with your access arm under your head or body.
- Don't lift heavy objects or put pressure on your access arm.
- Don't let anyone put a blood pressure cuff on your access arm.
- Check the pulse in your access every day.



# What is wrong with this picture?

Used (dirty) paper towel on countertop

Why is this wrong?

Cross contamination

Clean work area is expected





# What is wrong with this picture?

Patient weighing in/out with belongings  
and shoes

Why is this wrong?

Calculates improper weight



REMINDER!

These are not real situations

Thank You